

HALCYON FLAVOURS

Party for your taste buds

Halcyon Food & Beverages Pvt. Ltd.

8-3-826/A, Beside Priya Arcade, Adjacent Lane to Indian Bank,
Yellareddyguda, Srinagar Colony,
Hyderabad - 500073, Telangana State, India

Contact Us : 95507 27374 | 99895 37374

95504 26543 | 90000 33556

Email: info@halcyonflavours.com

www.halcyonflavours.com





PROFESSIONAL

RANGE

青岛益达制冷设备有限公司
QINGDAO EASYBEST REFRIGERATION EQUIPMENT CO.,LTD.

TEL: +86-532-83081199
FAX: +86-532-89081177/79
Sales Hotline: +86-532-87901138
+86-532-87901222

Service Hotline: +86-15965849202
E-mail: info@easybest.com
<http://www.qdasbest.com>
<http://easybest.en.alibaba.com>

Qingdao Industrial Area
Changyang District
Qingdao, Shandong
China 266209

Free Service Call
400-069-6799



2012.8.18 Version



THE DETAIL OF PERFECTION

完美源于细节

青岛易达制冷设备有限公司拥有一个富有创造能力的优秀团队，成长迅速，不断壮大。这个团队的精神活力，源于美好的企业愿景和创始人满腔热情。

青岛易达制冷设备有限公司始终秉承“专业、敬业、负责”的经营理念，不断完善目标，追求卓越。在技术上，持续投入研发，精益求精，持续改善产品和服务，最大限度满足客户的需求。

多年来，在研发方面的持续投入使公司一直紧跟市场的领头羊，我们的产品线：研发最新日有线的解决方案，不断提升产品品质，以满足不同行业客户的需求。多年来，我们一直秉持专业的态度。

公司所有产品均按照国家标准生产，先后通过了CCC认证、CCC认证、ROHS认证、欧盟及加拿大ETL、ETL、SANTITATION ISO9001等产品的认证，成为开尔利、宝德、德美、比蒙等品牌经销商以及国内市场最广泛的产品。

青岛易达制冷设备有限公司注重产品的售后服务，始终坚持以客户至上、服务至上的原则，为客户提供最专业的产品。公司产品一直是行业内领先地位和领先水平。

Qingdao Easy Best Refrigeration Equipment Ltd. is first of all, a wonderful team of people, who have created a really quickly grow. A young and dynamic group, born from the entrepreneurial vision and passion of its founder.

The core values that distinguish Qingdao Easy Best Refrigeration Equipment Ltd are the Competence, Passion, Flexibility, Ambition to do better, Transparency, Quality, Respect, Smile and the security of always having the highest attention to the needs of the customer. Continued investment in R & D allow us to offer a range of products more technological vanguard. Our orientation is to offer raw and efficient technological and aesthetic solutions satisfying the new and sophisticated demands from the market. We are a reference point since some year in China for an industry more and more dynamic.

All Easy Best products are produced in strict accordance with international standard, having CE, CCC, ROHS certification, USA & Canada ETL, ETL SANITATION, ISO9001 and TUV RHNETHO and we have customer from many country in Europe, North and Southeast Asia, South America, North America.

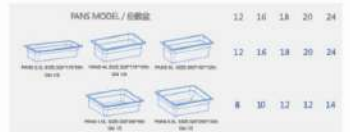
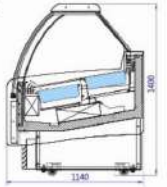
Qingdao Easy Best Refrigeration Ltd aims to give to the future professionals Gelato and Pastry customers, products that are always the expression of high technology and aesthetic innovation.





1. Hermetic compressor: High refrigerating capacity, low consumption and low noise levels.
2. Automatic Inversion cycle defrost, fast defrosting time, that doesn't affect product characteristics.
3. Safety double curved glasses with heating element: big display area with no limited visibility. Glass can be opened from down to up, can be stopped at optional angles, easy for cleaning.
4. The same series can have any combination, also can be connected with the corresponding bakery showcase MBRAGE.
5. The showcase can be made for round barrel usage.
6. Colors are available upon your request.

1. 全封闭进口压缩机，制冷快，耗电低，噪音低。
2. 全自动空气循环，快速除霜，不影响产品特性。
3. 双弧安全钢化玻璃带加热元件，展示面积大，透明度高，玻璃可从下往上开启，可停留在任意角度，方便清洗。
4. ALBA系列冰柜除霜时间可任意组合搭配，可与 MBRAGE 系列冰柜任意组合使用。
5. 该款产品可做圆桶使用。
6. 颜色可根据要求定制。



MODEL / 型号	Dimensions / 尺寸: LxWxH (mm)	Weight/net / 净重/毛重 (kg)	Voltage V/phase / 电压 V/相数	Input power(W) / 输入功率(W)
12	1282*1140*1400	262/360	220-240V/1/50	1400
16	1612*1140*1400	315/416	220-240V/1/50	1800
18	1777*1140*1400	332/485	220-240V/1/50	1750
20	1942*1140*1400	347/517	400V/3/50	2700
24	2272*1140*1400	375/569	400V/3/50	2750

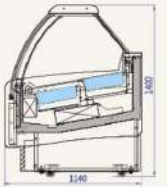
ALBA



ALBA 45
GELATO SHOWCASE



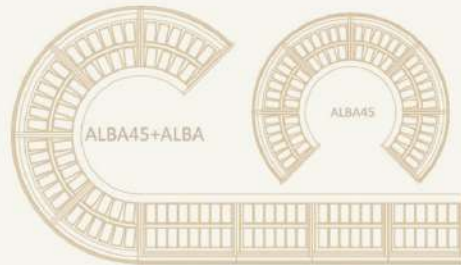
1. Hermetic compressor: High refrigerating capacity, low consumption and low noise levels.
2. Automatic defrosting cycle defrost, fast defrosting time that doesn't affect product characteristics.
3. Safety double curved glass with heating element: big display area with no limited visibility. Glass can be opened from down to up, can be stopped at optional angle, easy for cleaning.
4. The same series can have any combination, also can be connected with the corresponding bakery showcase MIRAGE.
5. Colors are available upon your request.



1. 全封闭进口品牌压缩机：高效、节能、低噪音。
2. 全自动电气化霜，快速化霜，不影响产品特性。
3. 安全双层弧形玻璃带加热元件：展示面积大，无视线限制。玻璃可从下往上打开，可停留在任意角度，方便清洗。
4. ALBA系列冰柜可根据不同任意组合连接，可与MIRAGE系列冰柜展示柜组合连接，可与MIRAGE系列冰柜展示柜组合连接。
5. 颜色可根据要求定制。



ALBA 45

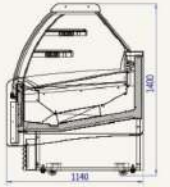


MODEL 型号	Dimensions: L*W*H (mm) 尺寸: 长*宽*高 (mm)	Weight(net/gross)Kg 净重/毛重 (Kg)	Voltage V/ph/Hz 电压 V/相/Hz	Input power (W) 输入功率 (W)
45	1648*1140*1400	262/380	220-240/1/50	1400

MIRAGE
Bakery Showcase



1. Hermetic compressor. High refrigerating capacity, low consumption and low noise levels.
2. Automatic Inversion cycle defrost, fast defrosting time, that doesn't affect product characteristics.
3. Safety double curved glass with heating element, big display area with no limited visibility. Glass can be opened from down to up, can be stopped at optional angle, easy for cleaning.
4. Bakery showcase MIRAGE can be connected with the corresponding ice cream showcase ALBA.
5. Colors are available upon your request.



1. 全封压缩机, 制冷能力强, 耗电量低, 噪音小, 使用寿命长。
2. 全自动逆循环化霜, 化霜时间短, 不影响产品特性。
3. 双层中空钢化玻璃, 可视面积大, 透明度高, 玻璃由下往上打开, 可停在任意角度, 方便清洗。
4. MIRAGE 蛋糕展示柜可与任意型号的 ALBA 冰淇淋展示柜自由组合销售。
5. 颜色可根据客户要求。

MIRAGE



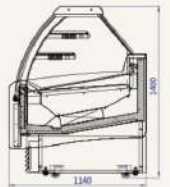
MODEL 型号	Dimensions : LxWxH (mm) 尺寸 : 长x宽x高 (mm)	Weight/net / gross(Kg) 净重/毛重 (Kg)	Voltage V/50/60Hz 电压 V/50/60Hz	Input power(W) 输入功率(W)
1000	1282*1140*1400	262/340	220-240V/50	1000
1500	1612*1140*1400	315/416	220-240V/50	1200
2000	1942*1140*1400	347/517	220-240V/50	1500

MIRAGE 45
BAKERY SHOWCASE

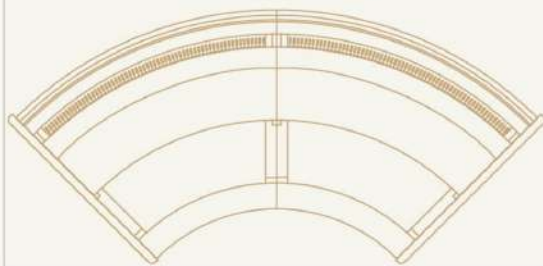


1. Hermetic compressor: High refrigerating capacity, low consumption and low noise levels.
2. Automatic inversion cycle defrost: fast defrosting time, that doesn't affect product characteristics.
3. Safety double curved glass with heating element: big display area with no limited visibility. Glass can be opened from down to up, can be stopped at optional angle, easy for cleaning.
4. Bakery showcase MIRAGE can be connected with the corresponding ice cream showcase ALBA.
5. Colors are available upon your request.

1. 全封闭压缩机: 制冷能力强, 能耗低, 噪音小。
2. 全自动化倒循环化霜: 化霜速度快, 不影响产品特性。
3. 双弧中空钢化玻璃带加热丝: 展示面积大, 清洁效果好。玻璃可从下往上开启, 可停留在任意角度, 方便清洁。
4. MIRAGE系列蛋糕展示柜可与冰淇淋展示柜 ALBA 系列冰淇淋展示柜自由组合销售。
5. 颜色可根据要求定制。



MIRAGE 45

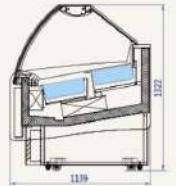


MODEL 型号	Dimensions LxWxH (mm) 尺寸: 长x宽x高 (mm)	Weight Net/Gross (Kg) 净重/毛重 (Kg)	Voltage V/phase 电压 V/相数	Input power (W) 输入功率 (W)
45	1648*1140*1400	240/383	220-240/1,50	3000

SUNNY
GLAZED SHOWCASE



1. Hermetic compressor: High refrigerating capacity, low consumption and low noise levels.
2. Automatic inversion cycle defrost, fast defrosting time, that doesn't affect product characteristics.
3. Glasses: Safety double glass with Heating element, can work very well in high humidity environment.
4. SUNNY ice cream showcase can be connected with the corresponding bakery showcase MUSA.
5. Colors are available upon your request.
6. The showcase can be made for Round barrel use:



1. 全封闭压缩机: 制冷能力强, 能耗低, 噪音低。
2. 全自动逆循环化霜, 不影响产品性能。
3. 玻璃: 双层中空钢化玻璃加热保温, 可在高湿度环境下正常工作。
4. SUNNY系列冰淇淋展示柜可与对应面包展示柜 MUSA 系列展示柜组合使用。
5. 颜色可根据需求定制。
6. 该产品可做成圆桶式。

PNIG MODEL / 柜型图

12	16	18	20	24
12	16	18	20	24
8	10	12	14	

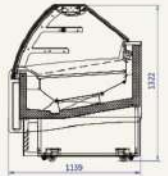
SUNNY

MODEL 型号	Dimensions : L*W*H (mm) 尺寸 : 长*宽*高 (mm)	Weight (net / gross) (Kg) 净重/毛重 (Kg)	Voltage V(ph/Hz) 电压 V/ph/Hz	Input power (W) 输入功率 (W)
12	1282*1139*1322	262/380	220-240V/50	1400
16	1612*1139*1322	315/416	220-240V/50	1600
18	1777*1139*1322	332/485	220-240V/50	1750
20	1942*1139*1322	347/517	400V/50	2700
24	2272*1139*1322	379/569	400V/50	2750



1. Hermetic compressor: High refrigerating capacity, low consumption and low noise levels.
2. Automatic inversion cycle defrost, fast defrosting time, that doesn't affect product characteristics.
3. Glass: Safety double glasses with Heating element.
4. MUSA Bakery showcases can be connected with the corresponding ice cream showcase SUNNY.
5. Colors are available upon your request.

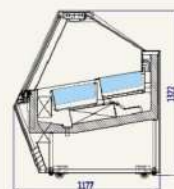
1. 全封閉壓縮機：高製冷能力，低耗電，低噪音。
2. 全自動逆循環化霜，不影響產品性狀。
3. 玻璃：雙層安全玻璃帶加熱元件。
4. MUSA系列蛋糕櫃與相應型號冰淇淋櫃 SUNNY 系列可相連使用。
5. 顏色可根據要求選擇。



MODEL 型号	Dimensions / 尺寸: 实宽*实高 (mm)	Weight (net / gross) (Kg) 净重/毛重 (kg)	Voltage V/phase/freq 电压 V/相/Hz	Input power (W) 输入功率 (W)
1000	1282*1139*1322	262/560	220-240/1,50	696
1500	1612*1139*1322	315/616	220-240/1,50	850
2000	1942*1139*1322	332/685	220-240/1,50	880



1. Hermetic compressor: High refrigerating capacity, low consumption and low noise levels.
2. Automatic Inversion cycle defrost: fast defrosting time, that doesn't affect product characteristics.
3. Glasses: Safety double glass with Heating element, can work very well in high humidity environment.
4. Straight Front glass for the best visibility.
5. SHELLY ice cream showcase can be connected with the corresponding bakery showcase AURORA.
6. The showcase can be made for Round barrel user.
7. Colors are available upon your request.



1. 全密封压缩机: 制冷容量高, 能耗低, 噪音小。
2. 自动反转循环化霜, 不影响产品特性。
3. 玻璃: 中间夹层电加热防雾玻璃, 适合高湿度的环境。
4. 平视式玻璃使产品有更好的展示效果。
5. SHELLY冰淇淋展示柜可与任意型号的蛋糕柜, 并可与 AURORA系列蛋糕展示柜组合使用。
6. 该款产品可做圆桶配置。
7. 颜色可根据要求定制。

PANS MODEL / 托盘规格		12	16	18	20	24
	12	16	18	20	24	
		12	16	18	20	24
			12	16	18	20
				12	16	18
					12	14

SHELLY



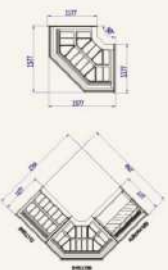
MODEL 型号	Dimensions : LxWxH (mm) 尺寸 : 长x宽x高 (mm)	Weight/Net / gross/Kg 净重/毛重 (Kg)	Voltage V/ph/Hz 电压 V/相/Hz	Input power(W) 输入功率(W)
12	1258*1177*1322	262/360	220-240/1,50	1400
16	1588*1177*1322	315/416	220-240/1,50	1600
18	1753*1177*1322	332/485	220-240/1,50	1750
20	1918*1177*1322	347/517	400/3/50	2200
24	2248*1177*1322	378/569	400/3/50	2750

SHELLY90
GELATO SHOWCASE




- Vertical 90° 垂直
- Auto Defrosting 自动除霜
- Refrigerant R600A 制冷剂 R600A
- Opening Glass 玻璃开门方式
- Temperature 温度显示/控制
- Climate class GSD 气候等级 GSD

1. Hermetic compressor: High refrigerating capacity, low consumption and low noise levels.
2. Automatic inversion cycle defrost, fast defrosting time, that doesn't affect product characteristics.
3. Glasses: Safety double glass with Heating element, can work very well in high humidity environment.
4. Straight Front glass for the best visibility.
5. SHELLY90 ice cream showcase can be connected with others SHELLY ice cream showcase.
6. Colors are available upon your request.



1. 全封闭进口压缩机: 全封闭压缩机, 高效, 节能, 低噪音。
2. 全自动逆循环化霜, 不需停产化霜。
3. 玻璃: 中间玻璃带电热膜化霜, 适合潮湿的环境。
4. 平直式玻璃, 产品有更好的展示效果。
5. SHELLY90冰淇淋展示柜可与SHELLY其它系列展示柜及AURORA冰淇淋展示柜自由连接组合。
6. 颜色可根据要求定制。



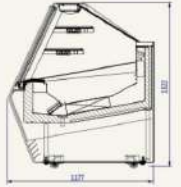
SHELLY 90



MODEL 型号	Dimensions: LxWxH (mm) 尺寸: 长x宽x高 (mm)	Weight/net./gross/Kg 净重/毛重 (kg)	Voltage V/ph/Hz 电压 V/相/Hz	Input power (kW) 输入功率 (kW)
90	1177*1137*1322	368/485	220-240/1/50	1400



1. Hermetic compressor: High refrigerating capacity, low consumption and low noise levels.
2. Automatic: Inversion cycle defrost, fast defrosting time, that doesn't affect product characteristics.
3. Glasses: Safety double glass with Heating element, can work very well in high humidity environment.
4. Straight Front glass for the best visibility.
5. AURORA Bakery showcase can be connected with the corresponding ice cream showcase SHELLY.
6. Colors are available upon your request.



1. 全封闭进口制冷压缩机：制冷能力强，耗电低，噪音小。
2. 全自动循环化霜，不影响产品品质。
3. 玻璃：中空双玻璃及加热钢化玻璃，能在高湿度的环境中工作。
4. 平直式的前玻璃产品有更好的展示效果。
5. AURORA系列冰柜可与冰柜系列冰柜连接，并可与SHELLY系列冰柜冰柜自由组合连接。
6. 颜色可根据要求定制。

AURORA



MODEL 型号	Dimensions : LxWxH (mm) 尺寸：长x宽x高 (mm)	Weight (net / gross)(Kg) 净重/毛重 (Kg)	Voltage V (ph/Hz) 电压 V (ph/Hz)	Input power(W) 输入功率(W)
1000	1258*1177*1322	262/360	220-240V/50	810
1500	1588*1177*1322	315/416	220-240V/50	1000
2000	1918*1177*1322	332/485	220-240V/50	1180

JULY
ICE CREAM SHOWCASE



1. Hermetic compressor: High refrigerating capacity, low consumption and low noise level.
2. Automatic inversion cycle defrost, fast defrosting time, that doesn't affect product characteristics.
3. Glasses: Safety double glass with heating element.
4. Straight Front glass for the best visibility.
5. JULY ice cream showcase can be connected with the corresponding bakery showcase SINFONY.
6. Colors are available upon your request.



1. 全封闭压缩机(全封闭压缩机)：制冷容量大，耗电量低，噪音小。
2. 自动反转循环化霜，化霜速度快，不影响产品特性。
3. 玻璃：安全双层玻璃带加热元件。
4. 直立式前玻璃，以获得最佳可视性。
5. JULY冰淇淋展示柜可与相应的烘焙展示柜SINFONY连接。
6. 颜色可根据要求定做。

FRIG. MODEL / 冷藏柜		12	16	18	20	24
FRIG. I.C. 12 (1200*1088*1200)	FRIG. I.C. 16 (1561*1088*1200)	FRIG. I.C. 18 (1720*1088*1200)	FRIG. I.C. 20 (1891*1088*1200)	FRIG. I.C. 24 (2221*1088*1200)		

JULY



MODEL / 型号	Dimensions / 尺寸 (mm)	Weight / 净重 (kg)	Voltage / 电压 (V)	Input power / 输入功率 (W)
12	1211*1088*1200	262/560	220-240/1,50	1400
16	1561*1088*1200	315/418	220-240/1,50	1800
18	1720*1088*1200	332/485	220-240/1,50	1750
20	1891*1088*1200	347/517	400/1,50	2700
24	2221*1088*1200	379/569	400/1,50	2750



1. Hermetic compressor: High refrigerating capacity, low consumption and low noise levels.
2. Automatic Inversion cycle defrost, fast defrosting time, that doesn't affect product characteristics.
3. Glasses: Safety double glass with Heating element.
4. Straight Front glass for the best visibility.
5. Bakery showcase SINFONY can be connected with the corresponding JULY ice cream showcase.
6. Colors are available upon your request.



1. 全封闭进口压缩机系统 - 全封闭压缩机系统，低耗，低噪音。
2. 全自动逆循环化霜，不需用产品加热。
3. 玻璃：中空双层钢化玻璃化霜玻璃。
4. 平板式玻璃使产品有良好的展示效果。
5. SINFONY系列蛋糕展示柜可任意组合拼接，并可与 JULY 系列冰激凌展示柜任意组合拼接。
6. 颜色可根据要求定制。

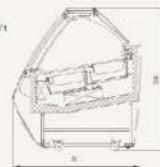


MODEL 型号	Dimensions : L*W*H (mm) 尺寸：长*宽*高 (mm)	Weight/net / gross(Kg) 净重/毛重 (Kg)	Voltage V/ph/Hz 电压 V/相/Hz	Input power(W) 输入功率(W)
1000	1231*1088*1200	262/360	220-240V/50	910
1500	1561*1088*1200	315/416	220-240V/50	1000
2000	1891*1088*1200	352/445	220-240V/50	1100



- Wetland / 风冷
- Auto Defrosting / 自动除霜
- Refrigerant R404A / 制冷剂 R404A
- Cleaning Glass / 玻璃清洗功能
- Temperature / 工作温度: 16-13°C
- Climate class / 气候等级: SN-TC

1. Hermetic compressor: High refrigerating capacity, low consumption and low noise levels.
2. Automatic inversion cycle defrost, fast defrosting time, that doesn't affect product characteristics.
3. Safety double curved glass with heating element big display area with no limited visibility. Glass can be opened from down to up, can be stopped at optional angle easy for cleaning.
4. The showcase can be made for round barrel size.
5. Colors are available upon your request.



1. 全封闭式压缩机，制冷能力强，耗电量低，噪音低。
2. 全自动反转气循环，快速除霜，不影响产品品质。
3. 双层中空钢化玻璃化热钢化玻璃，显示面积大，透明效果好，玻璃可从下往上打开，可停留在任意角度，方便清洗。
4. 该款产品可做圆桶配置。
5. 颜色可根据要求定做。

PANS MODEL / 内胆型		12	16	18	20	24
Model A: 1200*1211*1351 (mm)	Model B: 1600*1211*1351 (mm)	12	16	18	20	24
Model C: 1800*1211*1351 (mm)	Model D: 2000*1211*1351 (mm)	8	12	12	14	

CELINE



MODEL / 型号	Dimensions / 尺寸: 长*宽*高 (mm)	Weight / 净重 (kg)	Voltage / 电压 V/Ph/Hz	Input power / 输入功率(W)
12	1272*1211*1351	262/560	220-240V/1/50	1400
16	1602*1211*1351	315/416	220-240V/1/50	1600
18	1767*1211*1351	332/485	220-240V/1/50	1750
20	1912*1211*1351	347/517	400V/3/50	2700
24	2262*1121*1351	378/589	400V/3/50	2750

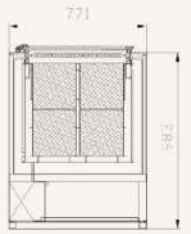
VISION
ICELAND SHOWCASE



- Ventilated 通风
- Removable 可拆卸
- Subsequent 450AA 后续 450AA
- Opening Glass 盖盖打开方式
- Temperature 工作温度 20~25°C
- Climatic class 气候 冰冷藏温度 30/150

1. Stainless steel shell.
2. Aluminium control of glass.
3. Double glass with heating element.
4. Slow descending control of glass.
5. Placement for barrels double-deck with 6 barrels per deck.
6. The placement for barrels or pans can be specific to customers request.

1. 全不锈钢外壳
2. 铝制控制玻璃
3. 双玻璃中间加热玻璃
4. 玻璃缓慢下降控制
5. 酒桶放置：双层，每层6个
6. 桶或盆放置方式可根据客户定制



VISION



MODEL 型号	Dimensions : L*W*H (mm) 尺寸 : 长*宽*高 (mm)	Weight/net / gross(Kg) 净重/毛重 (kg)	Voltage V/ph/Hz 电压 V/ph/Hz	Input power(W) 输入功率(W)
1	1161*771*983	115/135	220-240V/50	750



- Vertical 垂直
- Auto. Defrosting 自动化霜
- Refillment 160KA 补货系统
- Opening Glass 玻璃开合方式
- Temperature 工作温度: 16-18°C
- Climatic class T1/T2/T3 气候等级: 16-18

1. Fully enclosed import brand refrigeration compressor unit: harmonic compressor, high efficiency, low consumption, low noise.
2. Automatic reverse cycle defrost, which do not affect product performance.
3. Glasser safety double glass with heaters.
4. Colors are available upon your request.
5. The showcase can be made for Round barrel user.

1. 全封闭进口品牌制冷压缩机: 全封闭压缩机, 高效, 节能, 低噪音。
2. 全自动逆循环化霜, 不影响产品性能。
3. 玻璃: 双层中空钢化玻璃, 内置加热器。
4. 颜色可根据要求定制。
5. 该款产品可做成圆桶形。



FRIG. MODEL / 总重量	1.2	1.6	1.8	2.0	2.4
FRIG. 1.2 (200/150/100/50/25)	3.2	1.6	1.8	2.0	2.4
FRIG. 1.6 (200/150/100/50/25)	4	3.0	3.2	3.2	3.4

POWER



MODEL 型号	Dimensions : LxWxH (mm) 尺寸: 长x宽x高 (mm)	Weight/net / gross(Eg) 净重/毛重 (Kg)	Voltage V/ph/Hz 电压 V/ph/Hz	Input power(W) 输入功率(W)
1.2	1216*1170*1355	245/300	220-240/1/50	1400
1.6	1546*1170*1355	300/360	220-240/1/50	1600
1.8	1711*1170*1355	315/380	220-240/1/50	1750
2.0	1876*1170*1355	325/400	400/3/50	2700
2.4	2206*1170*1355	365/460	400/3/50	2750

**HALCYON
FLAVOURS**
Party for your taste buds

BHOLAKUMAR SONAR
AREA MANAGER - SALES & SERVICE
99895 37374

Office : 95507 27374, 90320 07374
bholakumar@halcyonflavours.com | www.halcyonflavours.com

#8-3-826/A, Beside Priya Arcade, Adjacent lane to Indian bank
Yellareddy guda, Srinagar Colony, Hyderabad 500073,
Telangana State, India.